

CUSTOM SINGLE CARD GUIDE



Sprout
PENCIL

STEP 1 - DESIGN YOUR SINGLE CARD

All Sprout single cards hold one individual Sprout pencil.

The Single packaging measures: 211mm x 54mm / 8.3 in x 2.1 in

Plenty of design possibilities with few limitations:

- The front: Completely free for you to customize as you please.
- The back: All items are fixed, but you can change colors and font.

STEP 2 - DO THE ARTWORK

You can make the following adjustments on the back:

- 1 The Sprout logo can be used in Sprout-green (CMYK: 53 13 92 O), gray, black or negative (white).
- 2 The circles with symbols can be in any color.
- 3 Plant instructions can be written in any language or font.
- 4 Disclaimer on the back can be written in any language or font.
- 5 Please make room for for the FSC label.

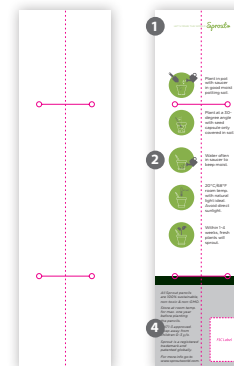
STEP 3 - SEND PRESS FILE TO US

Before you send the final artwork to us, please check:


- You have used the Sprout InDesign template to create your artwork.
- All text is outlined and converted into vector. **A**
- All colors are CMYK colors (No Pantone colors).
- All images are high resolution with 300 dpi.
- Layer with dieline is not visible
- The print file format is a “Press Quality” PDF with **bleeds** and **crop marks**.
- Compatibility mode is set to Acrobat 6 (1.5) or higher. **B**



A visualization of a custom design example.



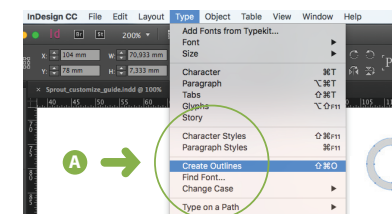
The template you can work from has the dieline on a separate layer.



page 2

Please remember:

- Bleeds
- Crop marks
- To deactivate layer with dieline



Outline

