





CONTAINS: Insect hotel Amsterdam with terracotta pot (5x),  
coir disc (5x) and insect mix seeds (5x).



Look inside for translations.



Insect mix  
Insect hotel

Insect mix  
Insect hotel

Insecten mix | Insekten Mix | Pousses pour insectes | Mix de insectos | Miscela di insetti

Need SeeddeeS' help?



- sunny
- regular watering
- outdoor
- not suitable for consumption
- germination in 14 - 42 days





Art.nr. 480001

Seeddees  
Liselweg 45  
7061 XV Terborg  
Netherlands

8 710984 800016

MIX  
Supporting  
responsible forestry  
FSC® C118389  
www.fsc.org





EN | CONTAINS: Insect hotel Amsterdam with terracotta pot (5x), coir disc (5x) and insect mix seeds (5x).


NL | INHOUD: Insectenhotel Amsterdam met terracotta pot (5x), cocostablet (5x) en insectenmix zaden (5x).

DU | ENTHÄLT: Insektenhotel Amsterdam mit Terracotta Topf (5x), Kokostablette (5x) und Insekten Mix Samen.


FR | CONTIENT: Hôtel à insectes Amsterdam avec pot en terre cuite (5x), pastille de coco (5x) et mix de semences pour insectes (5x).

ES | CONTIENE: Hotel de insectos Amsterdam con maceta de terracota (5x), tableta de coco (5x) y semillas de mezcla para insectos (5x).


IT | CONTIENE: Hotel per insetti Amsterdam con vaso in terracotta (5x), disco in cocco (5x) e semi di miscela di insetti (5x).




1



2



3



4

EN	Put the coir disc in the terracotta pot.	Pour plenty of water over the tablet.	Sprinkle the seeds over the soil.	Keep moist and enjoy the insect mix.
NL	Plaats de cocostablet in de terracotta pot.	Giet voldoende water over de tablet.	Strooi de zaden over de aarde.	Houd vochtig en geniet van de insectenmix.
DU	Kokostablette in den Terrakotta-Topf legen.	Die Tablette mit reichlich Wasser übergießen.	Die Samen auf die Erde streuen.	Feucht halten und viel Spaß mit dem Insekten Mix.
FR	Placez la pastille de coco dans le pot en terre cuite.	Versez beaucoup d'eau sur la pastille.	Répartissez les semences sur la terre.	Maintenez humide et profitez des pousses pour insectes.
ES	Coloca la pastilla de fibras de coco en la maceta de terracota.	Vierta abundante agua sobre la pastilla.	Espaza las semillas sobre la tierra.	Matener húmedo y a disfrutar del mix de insectos.
IT	Mettete la tavoletta di cocos nel vaso di terracotta.	Versare abbondante acqua sulla compressa.	Cospargere i semi sul terreno.	Mantenete l'umidità e godetevi il mix di insetti.



EN	sunny	regular watering	outdoor	not suitable for consumption	germination in 14 - 42 days
NL	zonnig	regelmatig gieten	buiten	niet geschikt voor consumptie	ontkieming in 14 - 42 dagen
DU	sonnig	regelmäßig Gießen	außen	nicht geeignet zum Verzehr	Keimung in 14 - 42 Tagen
FR	ensoleillé	arrosage régulier	extérieur	ne convient pas à la consommation	germination en 14 - 42 jours
ES	soleado	riego regular	exterior	no apto para consumo	germinación en 14 - 42 días
IT	soleggiato	irrigazione regolare	esterno	non adatto al consumo	germinazione in 14 - 42 giorni